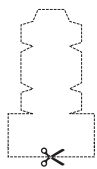

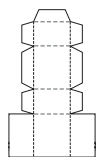


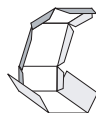
Blockiz



1



2



3



4

- 1 Klipp ut figuren
- 2 Vik efter de streckade linjerna
- 3 Vik ihop din Blockiz och tejpa eller limma på de fasade flikarna.
- 4 Klar!